



Laundry 101

A Guide to Clothesline QuickView



**View your laundry room live
and get real time alerts!**

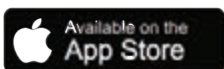




INSTALLING THE CLOTHESLINE QUICKVIEW APP

1

Download the **FREE Clothesline QuickView** app.



2

Identify your laundry room, scan QR code on machine, or enter Smartphone Registration Code (SRC) posted in laundry room.


3

Register and Sign-in



FMB LAUNDRY

THE DO'S

- Use machines at your own risk.
- For best results, avoid over soaping.
- Use High Efficiency  liquid detergent.
- Place POD in the wash tub.
- Load clothes loosely in the washer.
- Pre-treat stains and make sure they are gone before drying.
- Empty pockets, undo buttons, and unbunch socks.
- Sort clothes- separate darks from lights and delicate fabrics from more durable garments.
- When in doubt us cold water, especially for dark clothes. Using cold water saves energy and resources too!
- For heavily soiled whites or light colors, warm or hot water may be the best bet.
- Check the clothing label for recommended temperature.
- Leave washer door open after use.
- Clean dryer lint filter after drying.
- Remove clothes promptly so others can use the machine.
- Please keep laundry room clean.




THE DON'TS

- Do not overload machine.
- Do not wash rugs or bath mats.
- Do not place POD in the drawer.
- Do not use more than one POD per load.
- Do not use powder detergent.
- Do not use more than 1/8 cup of liquid detergent.
- Do not use 3-in-1 laundry sheets.
- Do not use scented laundry beads.
- Do not wash or dry shoes.
- Do not wash or dry comforters.
- Do not sit on machine.



WASHER INSTRUCTIONS

- 1) Load clothes loosely.
 - Do NOT overload.
- 2) Add detergent.
 - Do NOT use more than 1/8 cup of liquid detergent.
 - If using detergent pod, place directly in drum before loading laundry. Do NOT insert pod into dispenser drawer.
 - Frontload washer – use dispenser drawer and close drawer before starting washer.
 - Topload washer – put detergent directly in drum before loading laundry.
 - Use High Efficiency  detergent only.
 - Do NOT use powdered detergent, 3-in-1 laundry sheets, or scented laundry beads.
- 3) Close door. Select desired water temperature, wash cycle, and soil level.
- 4) Press Start.
- 5) Leave washer door open after cycle completes.

DRYER INSTRUCTIONS

- 1) Load clothes and close door.
 - Do NOT overload.
- 2) Select desired heat cycle.
- 3) Press Start.
- 4) You can add additional dry time during an active cycle.
- 5) Clean lint screen after each cycle.

**NEED ASSISTANCE?
CONTACT US!**



1-800-832-6193
service@fmblaundry.com
laundryroomequipment.com